


mibela.TM
ceramica

1600x3200 MM

mibela.TM
ceramica

BEHOLD CHARM
IN YOUR SPACES
WITH CLASSY &
ELEGANT SHADES.



APPLICATION Areas

KITCHEN COUNTERTOP



DINING TABLE



LIVING ROOM



FURNITURE



STAIRCASE



OFFICE TABLE



TABLE TOP



DOOR \ WINDOW
FRAME



FIRE PLACE



EXTERIOR AREA



TECHNICAL Features

LIGHTWEIGHT



WATERPROOF



RESISTANT TO SCRATCHES



RESISTANT TO HIGH
TEMPERATURES



EASY TO CLEAN



RESISTANT TO BENDING



100% NATURAL



RECYCLABLE




HYGIENIC



RESISTANT TO UV RAYS




PRODUCT RANGE



BLACK BODY

THICKNESS
12 & 20 MM



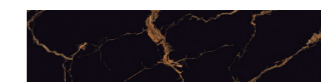
Our collections offer professional-grade performance while seamlessly blending the latest innovations with a premium design aesthetic that is crafted with authentic, high-quality materials.



BLACK FUSION



DYNAMIC GOLD



GOLD BLACK




JUPITER BLACK_BM




LUXOR BLUE_BM




MARQUINA NERO




PORTE NOIR




SALINA BLANCO



THUNDER BLACK_BM



TORQUE NERO



TITANIUM STEEL_BM



VINTAGE ONYX_BM



WAVE BLACK





PRODUCT RANGE




WHITE BODY

THICKNESS
12 & 20 MM

Our collections offer professional-grade performance while seamlessly blending the latest innovations with a premium design aesthetic that is crafted with authentic, high-quality materials.



PRODUCT RANGE



GREY
BODY

THICKNESS
12 & 20 MM



Our collections offer professional-grade performance while seamlessly blending the latest innovations with a premium design aesthetic that is crafted with authentic, high-quality materials.



ARMANI SANTONA



BAGNARA



HERICAN GREY



PIETRA GREY



ROSTIC ASH



TORQUE ASH




TORQUE GREY



VERSACE GOLD

PRODUCT RANGE



IVORY
BODY

THICKNESS
12 & 20 MM




Our collections offer professional-grade performance while seamlessly blending the latest innovations with a premium design aesthetic that is crafted with authentic, high-quality materials.



ALFA BEIGE



BASALTO BEIGE



HERICAN TUSK



mibela.TM
ceramica



AVAILABLE IN

GLOSSY & MATT FINISH

Glossy slabs are smooth-surfaced, flat pieces of material commonly used in construction and interior design. They are polished to create a reflective surface and are popular for use as countertops, flooring, and wall cladding due to their sleek appearance and durability.



BLACK FUSION

BLACK BODY

SIZE
1600x3200 MM


FINISH
GLOSSY & MATT

THICKNESS
12 & 20 MM

RANDOM : 02



DYNAMIC GOLD



DYNAMIC GOLD

BLACK BODY

SIZE

1600x3200 MM

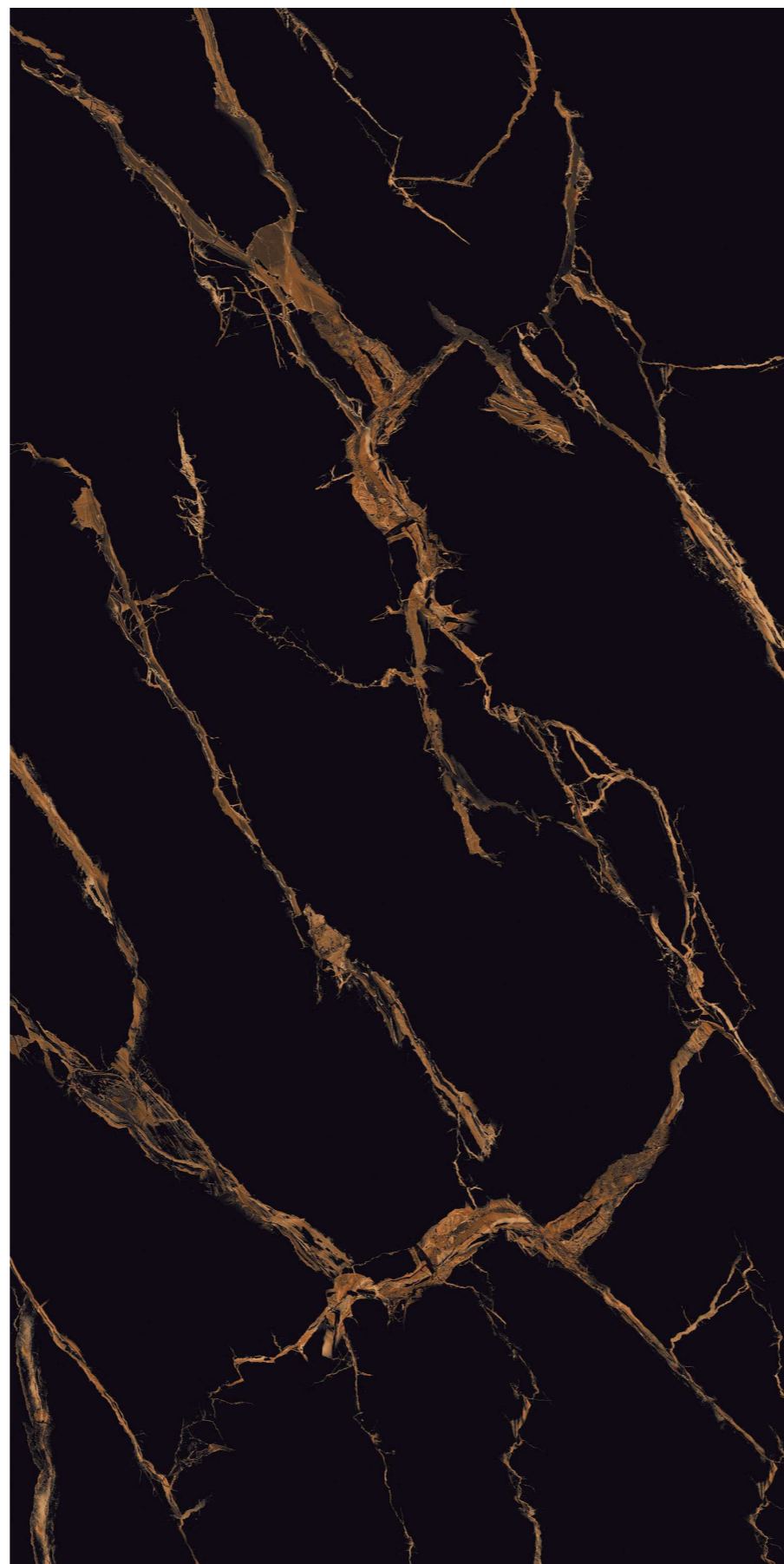
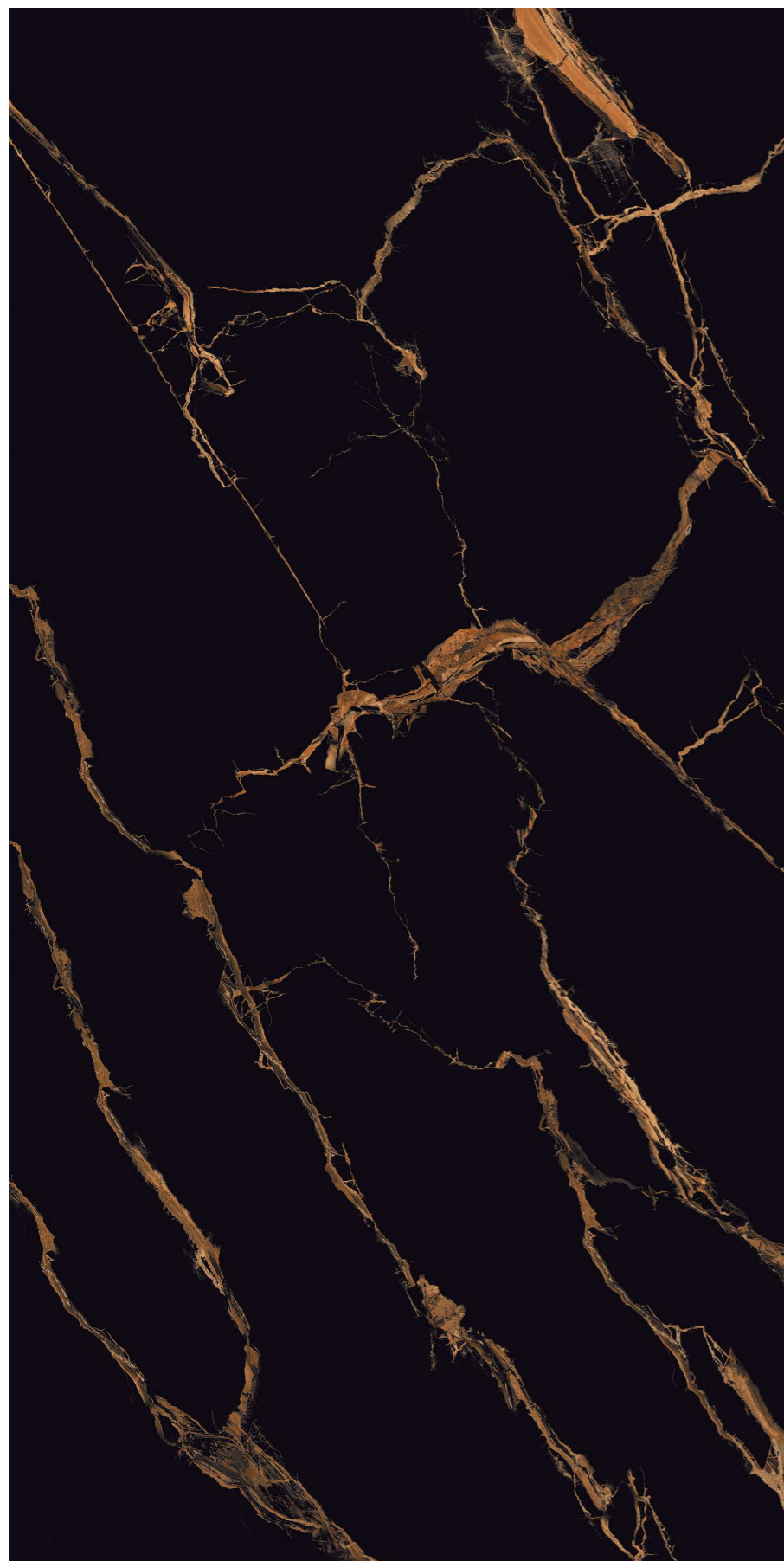
FINISH

GLOSSY & MATT

THICKNESS

12 & 20 MM

RANDOM : 02



GOLD BLACK

BLACK BODY

SIZE

1600x3200 MM

FINISH

GLOSSY & MATT

THICKNESS

12 & 20 MM

RANDOM : 02



JUPITER BLACK_BM



JUPITER BLACK_BM

BLACK BODY

SIZE

1600x3200 MM



FINISH

GLOSSY & MATT

THICKNESS

12 & 20 MM

RANDOM : 02



LUXOR BLUE_BM

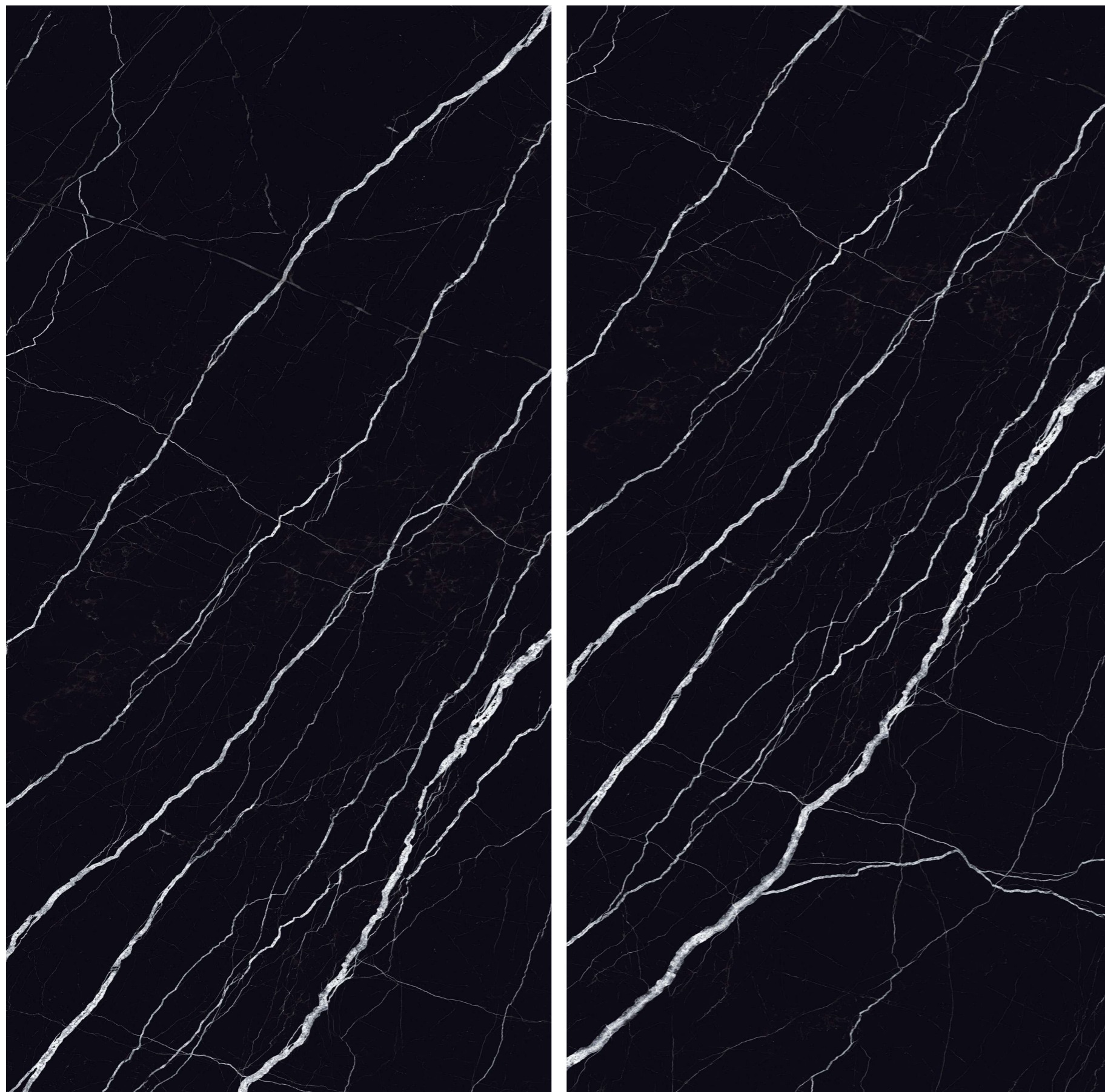
BLACK BODY

SIZE
1600x3200 MM

FINISH
GLOSSY & MATT

THICKNESS
12 & 20 MM

RANDOM : 02



MARQUINA NERO



BLACK BODY

SIZE
1600x3200 MM

FINISH
GLOSSY / MATT

THICKNESS
12 & 20 MM

RANDOM : 02



PORTE NOIR

BLACK BODY

SIZE

1600x3200 MM

FINISH

GLOSSY & MATT

THICKNESS

12 & 20 MM

RANDOM : 02



RANDOM : 02

SALINA BLANCO

BLACK BODY

SIZE

1600x3200 MM

FINISH



GLOSSY & MATT

THICKNESS

12 & 20 MM



THUNDER BLACK_BM



THUNDER BLACK_BM

BLACK BODY

SIZE

1600x3200 MM


FINISH

GLOSSY & MATT

THICKNESS

12 & 20 MM

RANDOM : 02



TITANIUM STEEL_BM

BLACK BODY

SIZE
1600x3200 MM



FINISH
GLOSSY & MATT

THICKNESS
12 & 20 MM

RANDOM : 02



VINTAGE ONYX_BM



VINTAGE ONYX_BM

BLACK BODY

SIZE
1600x3200 MM

FINISH
GLOSSY & MATT

THICKNESS
12 & 20 MM

RANDOM : 02



ARMANI SANTONA

GREY BODY

SIZE

1600x3200 MM

FINISH

GLOSSY & MATT

THICKNESS

12 & 20 MM

RANDOM : 02



BAGNARA

GREY BODY

SIZE
1600x3200 MM

FINISH
GLOSSY & MATT

THICKNESS
12 & 20 MM

RANDOM : 02



PIETRA GREY



PIETRA GREY

GREY BODY

SIZE

1600x3200 MM

FINISH

GLOSSY & MATT

THICKNESS

12 & 20 MM

RANDOM : 02



VERSACE GOLD



VERSACE GOLD

GREY BODY

SIZE
1600x3200 MM

FINISH
GLOSSY / MATT

THICKNESS
12 & 20 MM

RANDOM : 02



ALFA BEIGE



ALFA BEIGE

IVORY BODY

SIZE

1600x3200 MM

FINISH

GLOSSY & MATT

THICKNESS

12 & 20 MM

RANDOM : 01



ALEX CALACATTA


WHITE BODY

SIZE
1600x3200 MM

FINISH
GLOSSY & MATT

THICKNESS
12 & 20 MM

RANDOM : 02



APUANE STATUARIO

WHITE BODY

SIZE
1600x3200 MM

FINISH
GLOSSY & MATT

THICKNESS
12 & 20 MM

RANDOM : 02



ARABESCATO GOLD

WHITE BODY

SIZE
1600x3200 MM

FINISH
GLOSSY / MATT

THICKNESS
12 & 20 MM

RANDOM : 02



ALFA WHITE

WHITE BODY

SIZE

1600x3200 MM

FINISH

GLOSSY & MATT

THICKNESS

12 & 20 MM

RANDOM : 01



ANGELO WHITE



ANGELO WHITE

WHITE BODY

SIZE

1600x3200 MM

FINISH

GLOSSY & MATT


THICKNESS

12 & 20 MM

RANDOM : 02



BIANCO SUPERIOR



BIANCO SUPERIOR

WHITE BODY

SIZE
1600x3200 MM

FINISH
GLOSSY & MATT

THICKNESS
12 & 20 MM

RANDOM : 02



CALCATA ULTRA



CALCATA ULTRA

WHITE BODY

SIZE
1600x3200 MM

FINISH
GLOSSY / MATT

THICKNESS
12 & 20 MM

RANDOM : 02



CALACATTA BONAZO

WHITE BODY

SIZE
1600x3200 MM

FINISH
GLOSSY / MATT

THICKNESS
12 & 20 MM

RANDOM : 02



CLAUDIA ONYX



WHITE BODY

SIZE
1600x3200 MM

FINISH
GLOSSY & MATT

THICKNESS
12 & 20 MM

RANDOM : 02



DELMARE

WHITE BODY

SIZE
1600x3200 MM

FINISH
GLOSSY / MATT

THICKNESS
12 & 20 MM

RANDOM : 02



EXOTIC NATURAL


WHITE BODY

SIZE
1600x3200 MM

FINISH
GLOSSY & MATT

THICKNESS
12 & 20 MM

RANDOM : 02



FLUDIC WHITE

WHITE BODY

SIZE

1600x3200 MM

FINISH


GLOSSY & MATT

THICKNESS

12 & 20 MM

RANDOM : 02





ICELAND

WHITE BODY

SIZE

1600x3200 MM

FINISH

GLOSSY & MATT

THICKNESS

12 & 20 MM

RANDOM : 02



IMAGINE GREEN

WHITE BODY



SIZE
1600x3200 MM

FINISH
GLOSSY & MATT

THICKNESS
12 & 20 MM

RANDOM : 02





LIMOD SILK

WHITE BODY

SIZE

1600x3200 MM

FINISH

GLOSSY & MATT

THICKNESS

12 & 20 MM

RANDOM : 02



MICA ROCK



WHITE BODY

SIZE
1600x3200 MM

FINISH
GLOSSY & MATT

THICKNESS
12 & 20 MM

RANDOM : 02



MIRACLE ONYX

WHITE BODY

SIZE

1600x3200 MM

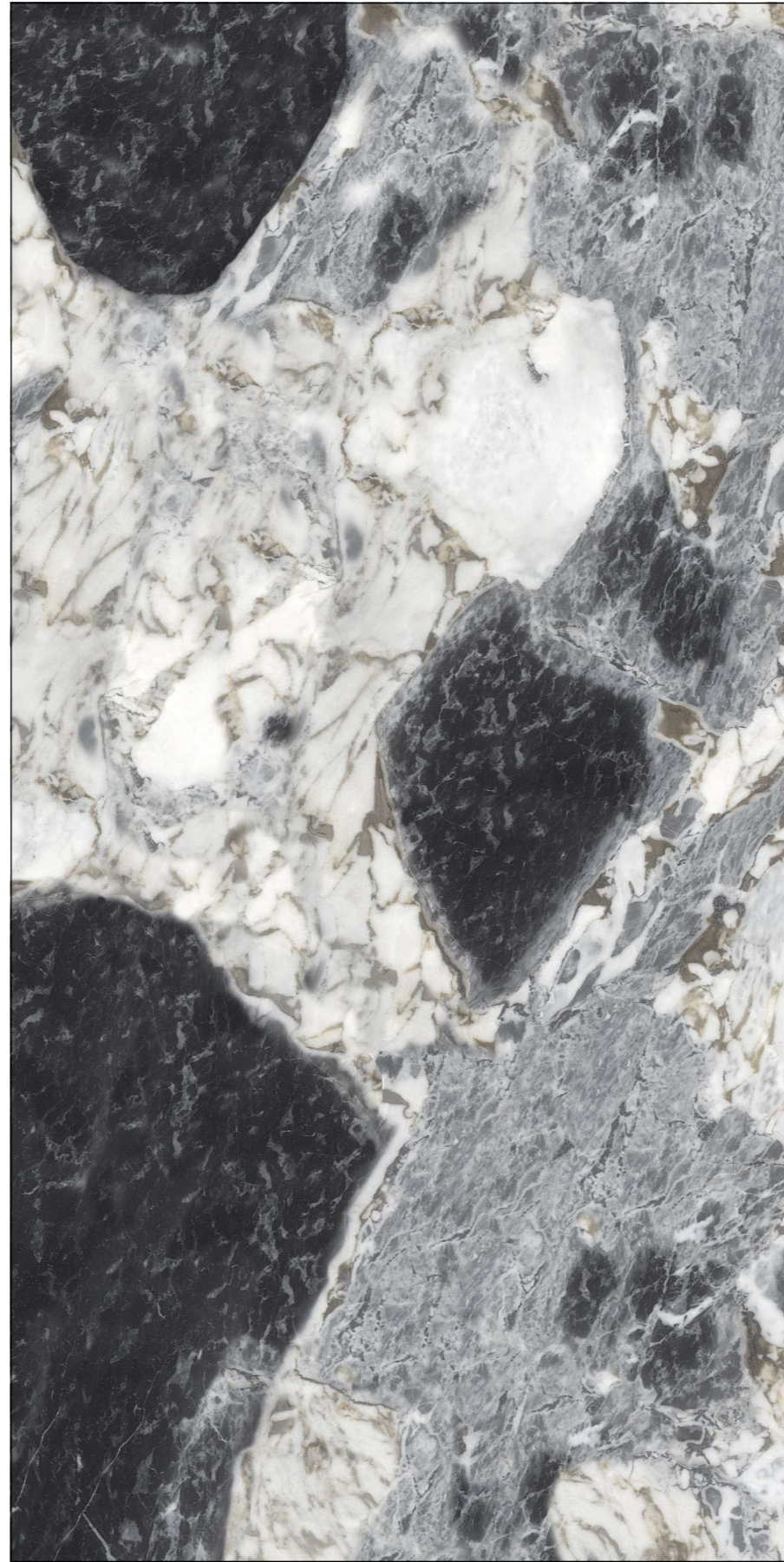
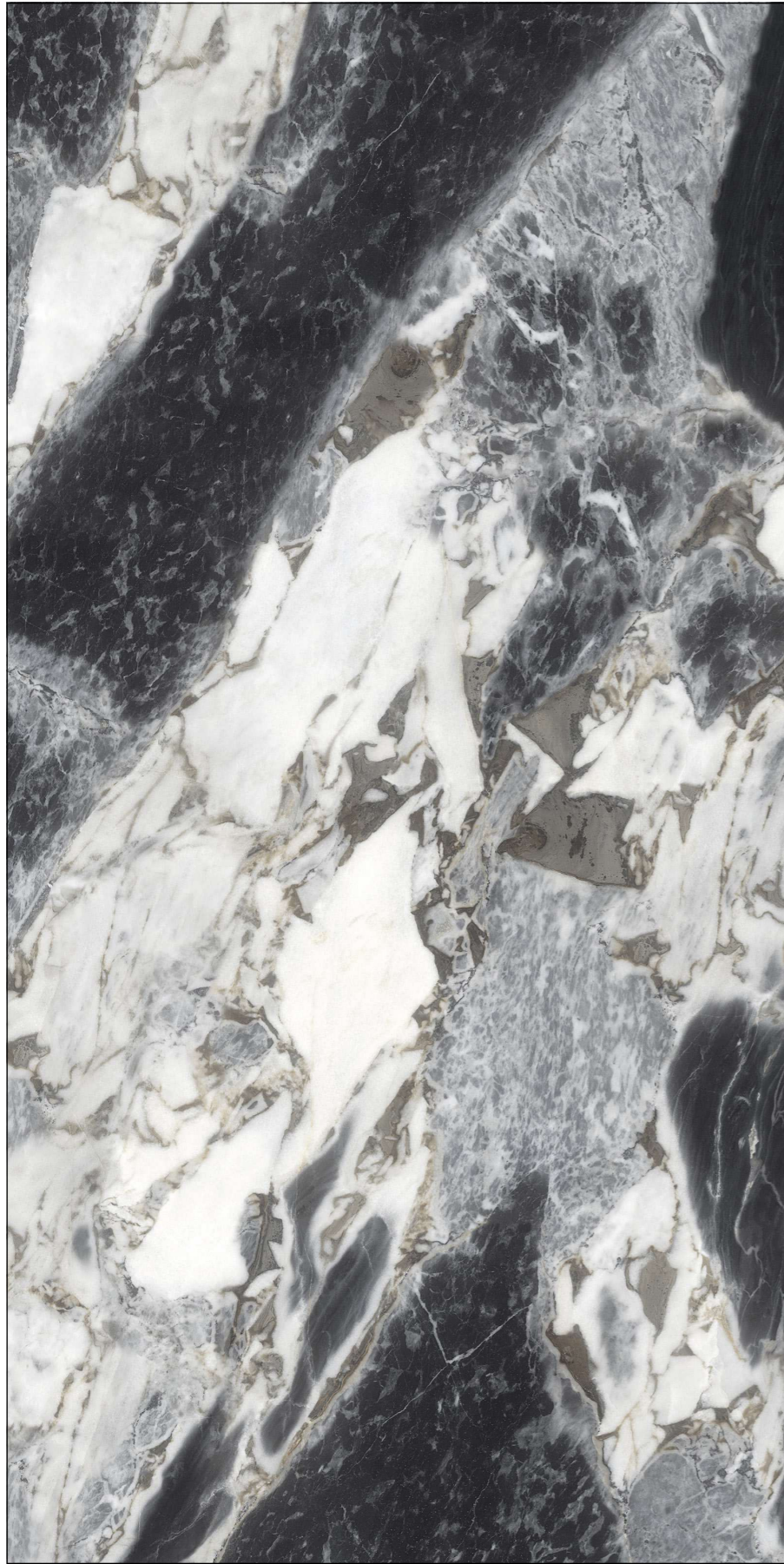
FINISH

GLOSSY & MATT

THICKNESS

12 & 20 MM

RANDOM : 02



NOVELLA

WHITE BODY

SIZE
1600x3200 MM


FINISH
GLOSSY & MATT

THICKNESS
12 & 20 MM

RANDOM : 02



OSCAR WILDE



OSCAR WILDE


WHITE BODY

SIZE
1600x3200 MM

FINISH
GLOSSY & MATT

THICKNESS
12 & 20 MM

RANDOM : 02



PANDA WHITE_BM

WHITE BODY

SIZE
1600x3200 MM

FINISH
GLOSSY & MATT

THICKNESS
12 & 20 MM

RANDOM : 02




PATAGONIA BIANCO

WHITE BODY

SIZE
1600x3200 MM

FINISH	THICKNESS
GLOSSY & MATT	12 & 20 MM

RANDOM : 02





PEARL CREAM ONYX

WHITE BODY

SIZE
1600x3200 MM

FINISH	THICKNESS
GLOSSY & MATT	12 & 20 MM

RANDOM : 02



SANTONA ASH

WHITE BODY

SIZE

1600x3200 MM


FINISH

GLOSSY & MATT

THICKNESS

12 & 20 MM

RANDOM : 02



STATUARIO ALTISSIMO

WHITE BODY

SIZE
1600x3200 MM

FINISH
GLOSSY & MATT

THICKNESS
12 & 20 MM

RANDOM : 02



STATUARIO DELICATO



STATUARIO DELICATO


WHITE BODY

SIZE
1600x3200 MM

FINISH
GLOSSY & MATT

THICKNESS
12 & 20 MM

RANDOM : 02



STATUARIO FAIRY_BM

WHITE BODY

SIZE
1600x3200 MM

FINISH
GLOSSY & MATT

THICKNESS
12 & 20 MM

RANDOM : 02





STATUARIO NATURAL

WHITE BODY

SIZE
1600x3200 MM

FINISH
GLOSSY & MATT

THICKNESS
12 & 20 MM

RANDOM : 02



STATUARIO PEARL



RANDOM : 02



STATUARIO PEARL

WHITE BODY

SIZE
1600x3200 MM

FINISH
GLOSSY & MATT

THICKNESS
12 & 20 MM



TEMPAS BIANCO

WHITE BODY

SIZE

1600x3200 MM


FINISH

GLOSSY & MATT

THICKNESS

12 & 20 MM

RANDOM : 02



VENING STATUARIO

WHITE BODY

SIZE
1600x3200 MM

FINISH
GLOSSY & MATT

THICKNESS
12 & 20 MM

RANDOM : 02

mibela.TM
ceramica

AVAILABLE IN

MATT FINISH

Matt slabs are flat pieces of material commonly used in construction and interior design. Unlike glossy slabs, matt slabs have a non-reflective, textured surface that gives a more natural and subdued look.





TORQUE NERO

BLACK BODY

SIZE

1600x3200 MM

FINISH

MATT

THICKNESS

12 & 20 MM

RANDOM : 02



WAVE BLACK

BLACK BODY

SIZE

1600x3200 MM


FINISH

MATT

THICKNESS

12 & 20 MM

RANDOM : 02



HERICAN GREY

GREY BODY

SIZE
1600x3200 MM

FINISH	THICKNESS
MATT	12 & 20 MM

RANDOM : 02



ROSTIC ASH

GREY BODY

SIZE

1600x3200 MM

FINISH

MATT

THICKNESS

12 & 20 MM

RANDOM : 02



TORQUE ASH

GREY BODY

SIZE

1600x3200 MM

FINISH

MATT

THICKNESS

12 & 20 MM

RANDOM : 02



TORQUE GREY

GREY BODY

SIZE

1600x3200 MM

FINISH

MATT

THICKNESS

12 & 20 MM

RANDOM : 02



BASALTO BEIGE

IVORY BODY

SIZE
1600x3200 MM

FINISH
MATT

THICKNESS
12 & 20 MM

RANDOM : 02



HERICAN TUSK

IVORY BODY

SIZE

1600x3200 MM

FINISH

MATT

THICKNESS

12 & 20 MM

RANDOM : 02



ALFREDO AQUA



ALFREDO AQUA

WHITE BODY

SIZE
1600x3200 MM

FINISH
MATT

THICKNESS
12 & 20 MM

RANDOM : 02





HERICAN PEARL


GREY BODY

SIZE
1600x3200 MM

FINISH
MATT

THICKNESS
12 & 20 MM

RANDOM : 02



ROSTIC BIANCO

WHITE BODY

SIZE

1600x3200 MM


FINISH

MATT

THICKNESS

12 & 20 MM

RANDOM : 02



WAVE SILK

WHITE BODY

SIZE

1600x3200 MM

FINISH

MATT

THICKNESS

12 & 20 MM

RANDOM : 02

Container Packing Details



MAX. GROSS 32 500 KG
71 650 LBS
TARE 2 850 KG
6 280 LBS

MAX. GROSS 32 500 KG
71 650 LBS
TARE 2 850 KG
6 280 LBS

MAX. GROSS 32 500 KG
71 650 LBS
TARE 2 850 KG
6 280 LBS

MAX. GROSS 32 500 KG
71 650 LBS
TARE 2 850 KG
6 280 LBS

MAX. GROSS 32 500 KG
71 650 LBS
TARE 2 850 KG
6 280 LBS

MAX. GROSS 32 500 KG
71 650 LBS
TARE 2 850 KG
6 280 LBS

MAX. GROSS 32 500 KG
71 650 LBS
TARE 2 850 KG
6 280 LBS

MAX. GROSS 32 500 KG
71 650 LBS
TARE 2 850 KG
6 280 LBS

MAX. GROSS 32 500 KG
71 650 LBS
TARE 2 850 KG
6 280 LBS

40FT. CONTAINER

IRON A-FRAME PALLETS | 1600x3200 MM



PCS/BOX	THICKNESS	PALLET DETAILS	CNT SIZE	PALLET SIZE IN CM	BOX PER PALLET	TOTAL PALLET IN CNT	TOTAL BOX IN CNT	SQ.MTR PER BOX	WEIGHT PER BOX/KGS	TOTAL SQ.MTR IN CNT	TOTAL NET WEIGHT IN CNT	TOTAL GROSS WEIGHT IN CNT
1	12 MM	HORIZONTAL	40 FCL	75*325*198	20	9	180	5.12	146	921.60	26280.00	27280.00
1	20 MM	HORIZONTAL	40 FCL	75*325*198	13	9	117	5.12	230	599.04	26910.00	27910.00

12 MM	COVERAGE AREA PER SLAB IN SQ.FT	55.11	20 MM	COVERAGE AREA PER SLAB IN SQ.FT	55.11
	COVERAGE AREA PER SLAB IN SQ.MTR	5.12		COVERAGE AREA PER SLAB IN SQ.MTR	5.12
	WEIGHT PER SLAB IN KGS	146		WEIGHT PER SLAB IN KGS	230

Cleaning & Maintenance

Our products are non porous (due to their high quality raw materials, stringent production parameters and state of the art technology), hence any dust or deposited waste cannot penetrate the surface.

For most cases only a damp cloth is sufficient for cleaning.

Regular cleaning highlights the aesthetic features of the surface and gives it exceptional shine.

For highly aggressive cleaning caused by some common food and substances follow the table below.

TYPE OF STAIN	CHEMICAL PRODUCT	EXAMPLE
Grease	Alkaline - Solvent	Detergent
Oil	Solvent	Ammonia, Backing Soda
Ink	Oxidant - Solvent	Alcohol, Liquid Bleach, Nail Paint Remover
Rust	Acid	Hydrochloric Acid, Vinegar, Red Harpic
Lime	Acid	Descaling Reagent, Hydro Chloric Acid
Cement	Acid	Hydro Chloric Acid
Wine	Alkaline	Ammonia, Liquid Bleach
Coffee	Alkaline - Solvent	Ammonia, Liquid Bleach
Rubber	Solvent	Alcohol, Thinner
Plaster	Acid	Hydro Chloric Acid
Candle Wax	Solvent	Alcohol, Thinner
Iodine	Oxidant	Liquid Bleach
Blood	Oxidant	Liquid Bleach
Ice Cream	Alkaline	Liquid Bleach

Note: It is recommended that any kind of stain needs to get clean immediately / as soon as possible.

Technical Specification

CHARACTERISTIC	STANDARD AS PER ISO13006:2018/ EN14411 Gr.Bla	MEAN VALUE	TEST METHOD
Regulatory Properties			
Deviation in Length and Width	± 0.30 % (±1.00mm)	± 0.10 %	ISO 10545-2
Deviation in Thickness	± 5.00 % (±0.50mm)	± 5.00 %	ISO 10545-2
Straightness in Side	± 0.30 % (±0.80mm)	± 0.10 %	ISO 10545-2
Rectangularity	± 0.30 % (±1.50mm)	± 0.10%	ISO 10545-2
Surface Flatness Central Curvature	± 0.40 % (±1.80mm)	± 0.50 %	ISO 10545-2
Surface Flatness Edge Curvature	± 0.40 % (±1.80mm)	± 0.50 %	ISO 10545-2
Surface Flatness Warpage	± 0.40 % (±1.80mm)	± 0.50 %	ISO 10545-2
Surface Quality	> 95% defects free	> 95% defects free	ISO 10545-2
Small Color Difference(for Plain Colour)	ΔE < 1.00	ΔE < 0.30	ISO 10545-16
Glossiness (Polished)	as per mfg.	Gloss Value> 90	Gloss Meter 60°
Glossiness (Matt)	as per mfg.	3 <Gloss Value<7	Gloss Meter 60°
Glossiness (Satin/Posh)	as per mfg.	7<Gloss Value<18	Gloss Meter 60°
Structural Properties			
Water absorption	≤ 0.50 %	≤ 0.060 %	ISO 10545-3
Bulk density	as per mfg.	Min. 2.28 g/cc	ISO 10545-3
Massive Mechanical Properties			
Modulus of rupture	Min. 35.0 N/mm ²	Min. 42.0 N/mm ²	ISO 10545-4
Breaking strength thickness <7.5	Min. 700.0 N	Min. 1000.0 N	ISO 10545-4
Breaking strength thickness ≥7.5	Min. 1300.0 N	Min. 1800.0 N	ISO 10545-4
Breaking strength thickness ≥7.5mm	Min. 1300.0 N	Min. 7500.0 N	ISO 10545-4
Surface Mechanical Properties			
MOH'S hardness #	as per mfg.	Glossy Min. 4*/ Posh Min. 6	BS EN 15771
Surface abrasion resistance #	as per mfg.	Glossy Min. 2/ Posh Min. 3	ISO 10545-7
Deep abrasion resistance #	Max. 175m ³ m	Max. 132m ³ m	ISO 10545-6
Thermal Hydrometric Properties			
Moisture expansion	Max. 0.06%(0.6mm/m)	Max. 0.02mm/m	ISO 10545-10
Thermal expansion(COE) at 100°C	as per mfg.	Max. 6.0 x 10 ⁻⁶	ISO 10545-8
Thermal shock resistance	Min. 10 Cycle	Min. 10 Cycle	ISO 10545-9
Impact resistance(COR) #	Min. 0.55	Min. 0.55	ISO 10545-5
Frost resistance	as per mfg.	Frost Proof	ISO 10545-12
Chemical Properties			
Resistance to staining glazed	Min. Class 3	Min. Class 4	ISO 10545-14
Resistance to household chemicals & swimming pool salts glazed	Min. Class GB	Min. Class GA	ISO 10545-13
Resistance to low concentrate acid and alkalis glazed	as per mfg.	Min. Class GLB**	ISO 10545-13
Resistance to high concentrate acid and alkalis glazed	as per mfg.	Min. Class GHB**	ISO 10545-13
Safety Properties			
Skid resistance(DCOF-DRY) ##	as per mfg.	Glossy P0(< ¹²) / Posh ≥P ¹²⁻²⁴	BS 7976-2
Slip resistance(DCOF)(R value) ##	as per mfg.	R9 to R ¹³	DIN 51130
Fire resistance	as per mfg.	Fire Proof	N.A.

* With Nano polishes

** Except Hydrofluoric Acid & its compound

Tiles Intended for use on floor

As per customer requirement

Packing Details

PRODUCT	BODY	SIZE	THICKNESS	TILES / BOX	COVERAGE AREA / BOX	WEIGHT (Kg)
Glossy & Matt	Color Body	1600x3200mm	12mm	1pc	55.11 Sq. ft.	146 Kgs. Approx.
Glossy & Matt	Color Body	1600x3200mm	20mm	1pc	55.11 Sq. ft.	230 Kgs. Approx.