

mibela.TM
ceramica

600x1200mm | **GVT | PROACTIVE**



A NEW ERA OF SURFACES

Revamp Your Space with Proactive Tiles

The tiles with Proactive effect are a stylish and sophisticated option for enhancing your space. With their unique charm and timeless appeal, these tiles will add a touch of elegance to any room. Whether you're looking to create a cozy interior aesthetic or a sleek modern design, these tiles are the perfect choice. Their durable construction ensures long-lasting beauty, while their rustic shining effect adds a touch of luxury.



**600X
1200MM**

Features



EASY TO CLEAN
The superior glaze of the collection makes the surfaces easy to clean and low maintenance.



STAIN RESISTANT
Do not worry about spills and stains with the high stain-resistant glaze of the premium Our surfaces.



SCRATCH RESISTANT
Enjoy new-looking surfaces for a very long time with highly scratch and abrasion-resistant surfaces.

Proactive Effect

Technical Features



Easy to Maintain



UV Resistant



Water Proof



Resistant to Chemicals



Resistant to Acids



Frost Resistant



Prevents Bacterial Growth



Heat Resistant



Fire Resistant



Non-Slip



Dimensional Stability



Ecological



STELLAR
GREY



STELLAR
BIANCO



STELLAR
NERO



STELLAR
BISQUE



STELLAR
BROWN



STELLAR
BEIGE



STELLAR
TAN



SUPEREX
CREAM



SUPEREX
SAND



SUPEREX
MOCHA



SUPEREX
IRON



SUPEREX
PEARL



EVA
WHITE



INNA
WHITE




NEO
BEIGE



NEO
GREY




OSCAR
GOLD



**600X
1200MM**


STELLAR GREY



Base



Decor



Base

Finish: **Proactive Matt**
Random: **4 Face**



Anti-Slip



High Strength



Random Design




Eco Friendly



Floor & Wall

**600 x
1200mm**





**600X
1200MM**

STELLAR BIANCO



Base



Decor



Base

Finish: **Proactive Matt**
Random: **4 Face**



Anti-Slip



High Strength



Random Design




Eco Friendly



Floor & Wall


**600 x
1200mm**






**600X
1200MM**

STELLAR NERO



Base



Decor



Base

Finish: **Proactive Matt**
Random: **4 Face**



Anti-Slip



High Strength



Random Design




Eco Friendly



Floor & Wall

**600 x
1200mm**





**600X
1200MM**

STELLAR BISQUE



Base



Decor



Base

Finish: **Proactive Matt**
Random: **4 Face**



Anti-Slip



High Strength



Random Design




Eco Friendly



Floor & Wall


**600 x
1200mm**





**600X
1200MM**

STELLAR BROWN



Base



Decor



Base

Finish: **Proactive Matt**
Random: **4 Face**



Anti-Slip



High Strength



Random Design





Eco Friendly



Floor & Wall

**600 x
1200mm**





600X
1200MM

STELLAR BEIGE



Base



Decor



Base

Finish: **Proactive Matt**
Random: **4 Face**



Anti-Slip



High Strength



Random Design




Eco Friendly



Floor & Wall

**600 x
1200mm**





**600X
1200MM**

STELLAR TAN



Base



Decor



Base

Finish: **Proactive Matt**
Random: **4 Face**



Anti-Slip



High Strength



Random Design




Eco Friendly



Floor & Wall

**600 x
1200mm**






**600X
1200MM**

SUPEREX CREAM



Base



Decor



Base

Finish: **Proactive Matt**
Random: **4 Face**



Anti-Slip



High Strength



Random Design




Eco Friendly



Floor & Wall

**600 x
1200mm**





**600X
1200MM**

SUPEREX SAND



Base



Decor



Base

Finish: **Proactive Matt**
Random: **4 Face**



Anti-Slip



High Strength



Random Design




Eco Friendly



Floor & Wall

**600 x
1200mm**





**600X
1200MM**

SUPEREX MOCHA



Base



Decor



Base

Finish: **Proactive Matt**
Random: **4 Face**



Anti-Slip



High Strength



Random Design




Eco Friendly



Floor & Wall

**600 x
1200mm**





**600X
1200MM**

SUPEREX IRON



Base



Decor



Base

Finish: **Proactive Matt**
Random: **4 Face**



Anti-Slip



High Strength



Random Design



Eco Friendly




Floor & Wall

**600 x
1200mm**

PARK
AVENUE






**600X
1200MM**

SUPEREX PEARL



Base



Decor



Base

Finish: **Proactive Matt**
Random: **4 Face**



Anti-Slip



High Strength



Random Design




Eco Friendly



Floor & Wall

**600 x
1200mm**





**600X
1200MM**

EVA WHITE



Base



Decor



Base

Finish: **Proactive Matt**
Random: **9 Face**



Anti-Slip



High Strength



Random Design



Eco Friendly



Floor & Wall

**600 x
1200mm**





**600X
1200MM**

INNA WHITE



Base



Decor



Base

Finish: **Proactive Matt**
Random: **3 Face**



Anti-Slip



High Strength



Random Design




Eco Friendly



Floor & Wall

**600 x
1200mm**





**600X
1200MM**

NEO BEIGE



Base



Decor



Base

Finish: **Proactive Matt**
Random: **4 Face**



Anti-Slip



High Strength



Random Design




Eco Friendly



Floor & Wall

**600 x
1200mm**





**600X
1200MM**

NEO GREY



Base



Decor



Base

Finish: **Proactive Matt**
Random: **4 Face**



Anti-Slip



High Strength



Random Design




Eco Friendly



Floor & Wall

**600 x
1200mm**





**600X
1200MM**


OSCAR GOLD



Base



Decor



Base

Finish: **Proactive Matt**
Random: **6 Face**



Anti-Slip



High Strength



Random Design



Eco Friendly



Floor & Wall

**600 x
1200mm**



TECHNICAL SPECIFICATION

PROPERTIES	TEST EN: 14411 : 2016 (GROUP BLA.) ANNEX - G STANDARD AS PER ISO 13006 : 2018	RESULT	TESTING METHOD
Dimention and Surface Quality			
Deviation in Length	± 1 mm	0.00 - 0.10mm	EN ISO 10545 - 2
Deviation in Width	± 1 mm	0.00 - 0.10mm	EN ISO 10545 - 2
Deviation in Thickness	± 0.5mm	0.00 - 0.18mm	EN ISO 10545 - 2
Straightness of Sides	± 0.8mm	0.12 - 0.14mm	EN ISO 10545 - 2
Rectangularity	± 0.8mm	0.14 - 0.16mm	EN ISO 10545 - 2
Surface Flatness	± 1.8mm	0.00 - 0.15mm	EN ISO 10545 - 2
Surface quality	95%	100% free from defects	EN ISO 10545 - 2
Physical Property			
Water Absorption %	≤ 0.500%	0.020%	EN ISO 10545 - 3
Breaking Strength N	≥ 1300	2255.52N	EN ISO 10545 - 4
Modulus of Rupture (MOR) N/mm ²	35	50.34N/mm ²	EN ISO 10545 - 4
Resistance to surface abrasion		PEI Class - IV 2100 Revolu on pass	EN ISO 10545 - 7
Coefficient of Linear Thermal Expansion	9 x 10 ⁻⁶ Max	5.23 x 10 ⁻⁶	EN ISO 10545 - 8
Thermal Shock Resistance	10 cycle Min	confirm	EN ISO 10545 - 9
Crazing Resistance	No crazin in two cycle	confirm	EN ISO 10545 - 11
Moisture Expansion (mm/mm)	0.02 mm/m Max.	0.00 mm/m Max.	EN ISO 10545 - 10
Impact Resistance	0.55 Min.	0.58	EN ISO 10545 - 5
Scrach hardness of Surface (mohs scale)	5 moh's scal	5 moh's	IS 13630 - 13
Bulk density (g/cc)	2.2 Min.	2.2913 g/cc	EN ISO 10545 - 3
Chemical Property			
Resistance Stain	Min Class - 3	Min Class - 5	EN ISO 10545 - 14
Resistance to Low Concentration of Acid & Alkali	Min Class - GLC	Class - GLA	EN ISO 10545 - 13
Resistance to High Concentration of Acid & Alkali	Min Class - GHC	Class - GHA	EN ISO 10545 - 13
Resistance to house chemical	Min Class - GC	Class - GA	EN ISO 10545 - 13
Resistance to swimming pool salt	Min Class - GC	Class - GA	EN ISO 10545 - 13
Lead and Cadium Release	≤0.1 mg/dm ²	0.00 mg/dm ²	EN ISO 10545 - 15